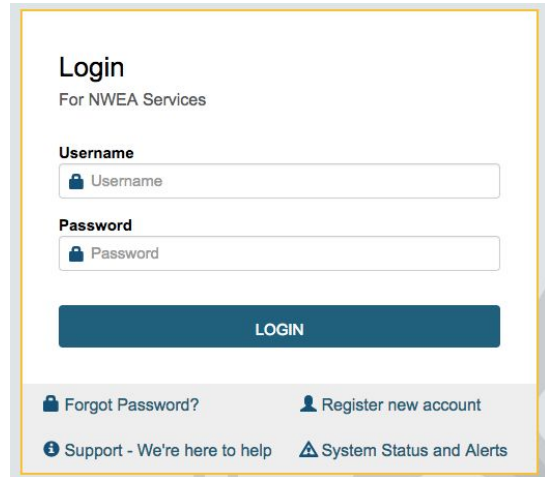




Creating a ProLearning Online Account

1. Go to prolearning.nwea.org
2. Click 'register new account'



Login
For NWEA Services

Username

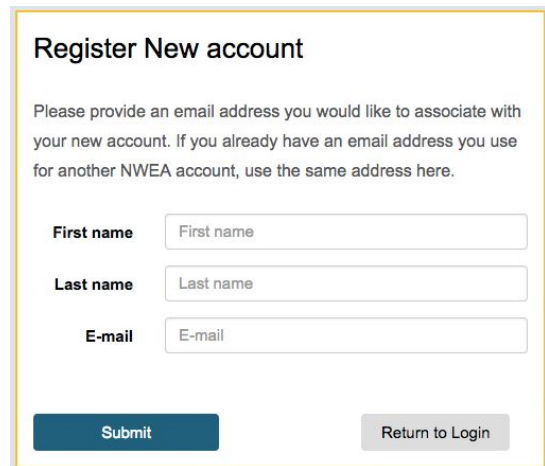
Password

LOGIN

[Forgot Password?](#) [Register new account](#)

[Support - We're here to help](#) [System Status and Alerts](#)

3. Fill in your information. Use your school email address associated with your MAP account.



Register New account

Please provide an email address you would like to associate with your new account. If you already have an email address you use for another NWEA account, use the same address here.

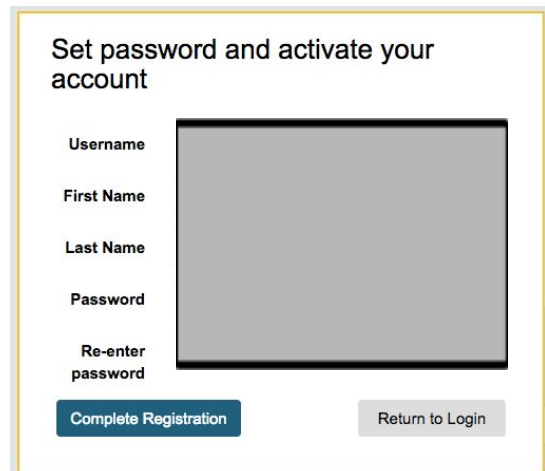
First name

Last name

E-mail

Submit [Return to Login](#)

4. Check your email. Click the link from NWEA CA to finish your account registration.



Set password and activate your account

Username

First Name

Last Name

Password

Re-enter password

Complete Registration [Return to Login](#)